



Name Mangler by George from Tulsa

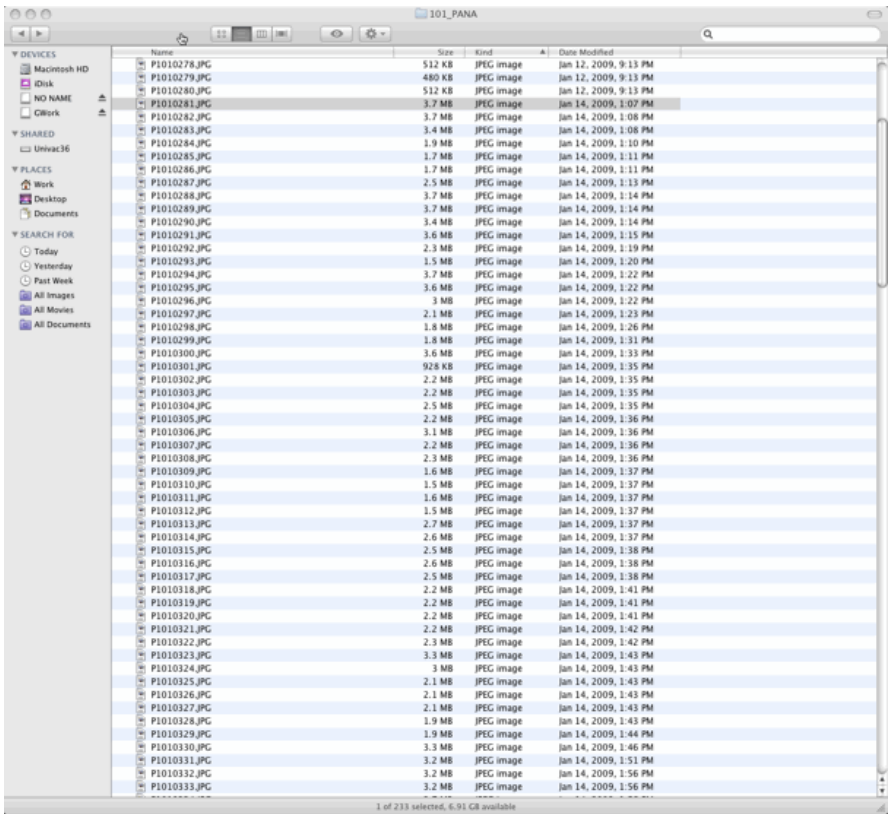
Here's the problem. You have a large number of files you want to rename. The could be photo files, documents, Excel Files, PDFs, anything.

On January 14, 2009 I returned from a building inspection with 74 photos named by my camera P1010281.jpg through P1010354.jpg As file names go, cryptic and pretty useless.

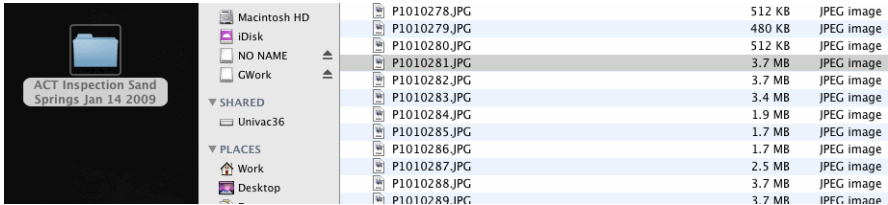




First, I identified all the pictures of the inspection on my camera card. They were nicely grouped by file name, date, and time.



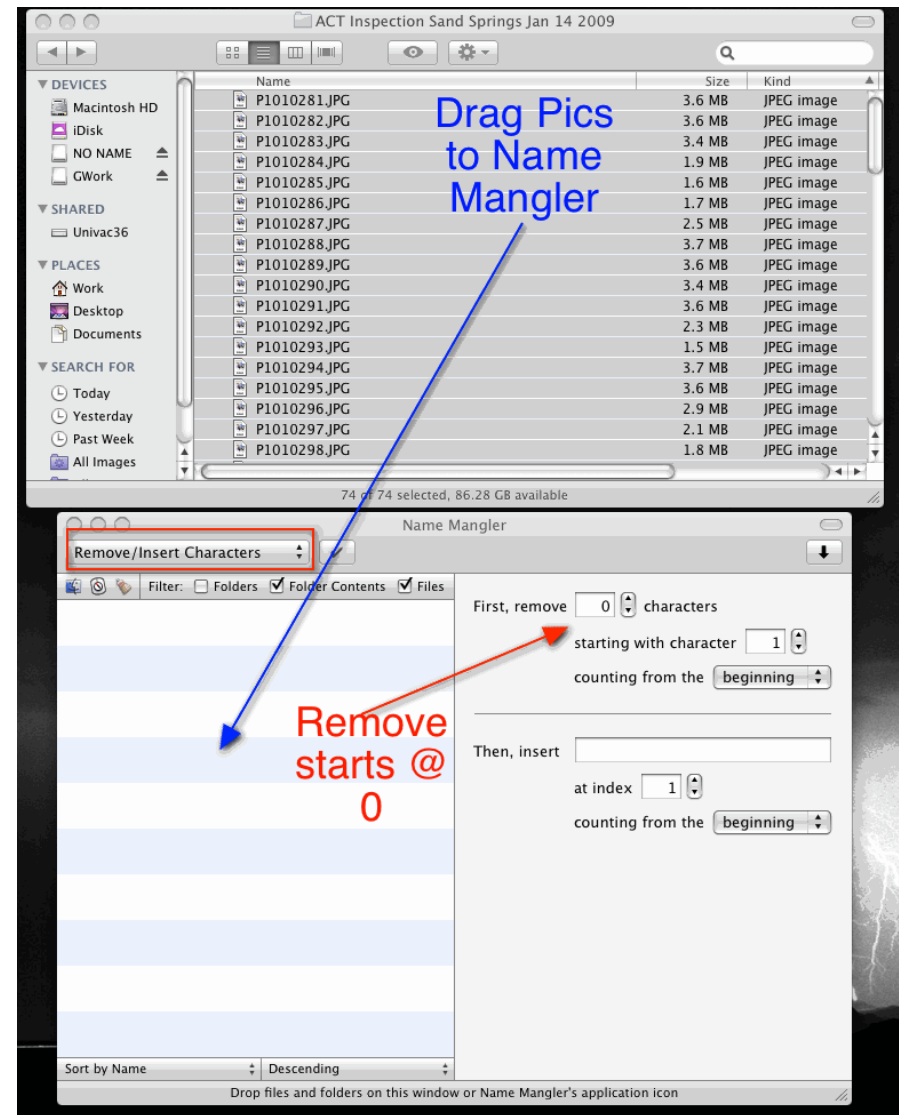
Second, I created a folder with a name that described the set of photos, and dragged the photos from my camera card to the folder.





Third, I opened **Name Mangler.App** and dragged all the pictures from the new folder to the Name Mangler window.

Yes. I could have skipped the new folder step, but while Name Mangler won't mangle your files, if you don't use it correctly, you might. So I prefer to work on copies, not originals.



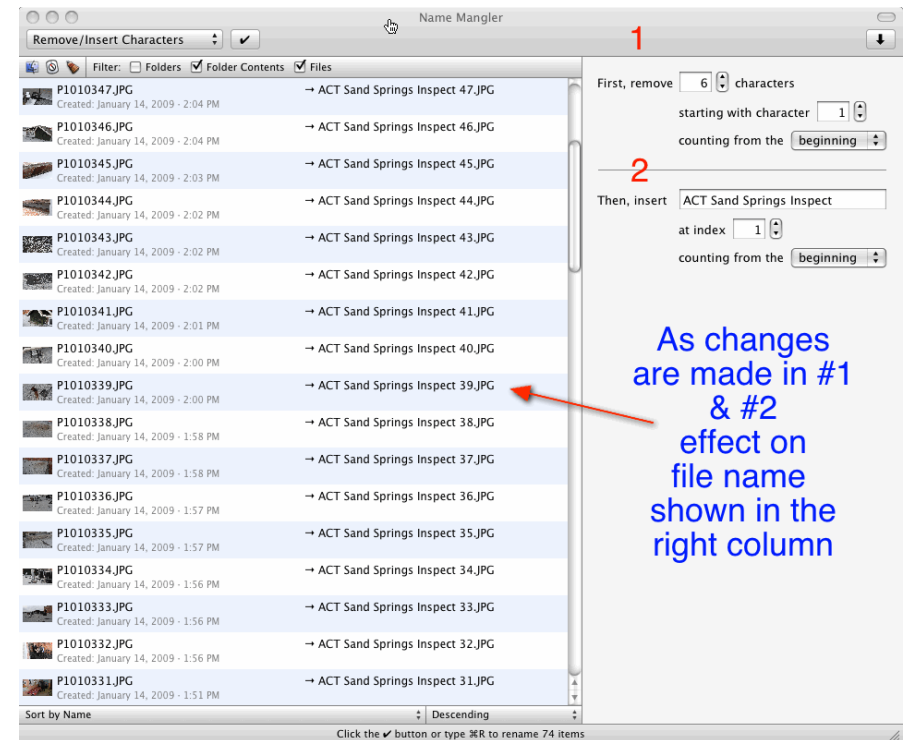


Fourth, I had Name Mangler remove six characters to the left of .jpg

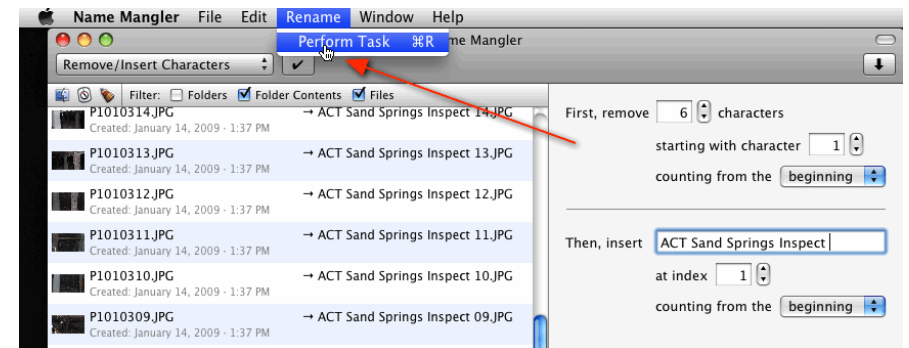
AND

Simultaneously insert Text for the New File Name.

[One step I skipped was using the Name Mangler "Number Sequentially" Pulldown to begin by numbering the files. That can be useful if you want to keep the output in a particular order. Name Mangler Offers lots of sort options --]



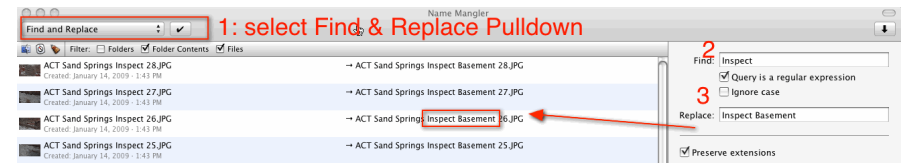
Fifth, to lock in the changes, I clicked "Rename" & "Perform Task" in the Name Mangler.App menu bar.





Sixth, I decided to show how it is possible to use Name Mangler to fine tune file names.

I selected the 28 photos from the creepy basement, and dragged them to the Name Mangler window, selected "Find and Replace", and Added "Basement" to the file name of those pictures.



Here's a Grab of ALL the Renamed Files in their folder. A lot easier to identify and Spotlight Search than P1010281.jpg

