



Starting with a clean replica of podfeet.com on localhost

Groundwork

Install SiteOrigin Theme and Plugins

- Page Builder by SiteOrigin
- SiteOrigin CSS
- SiteOrigin Widgets Bundle

Activate all three

Copy SiteOrigin Child to New Site

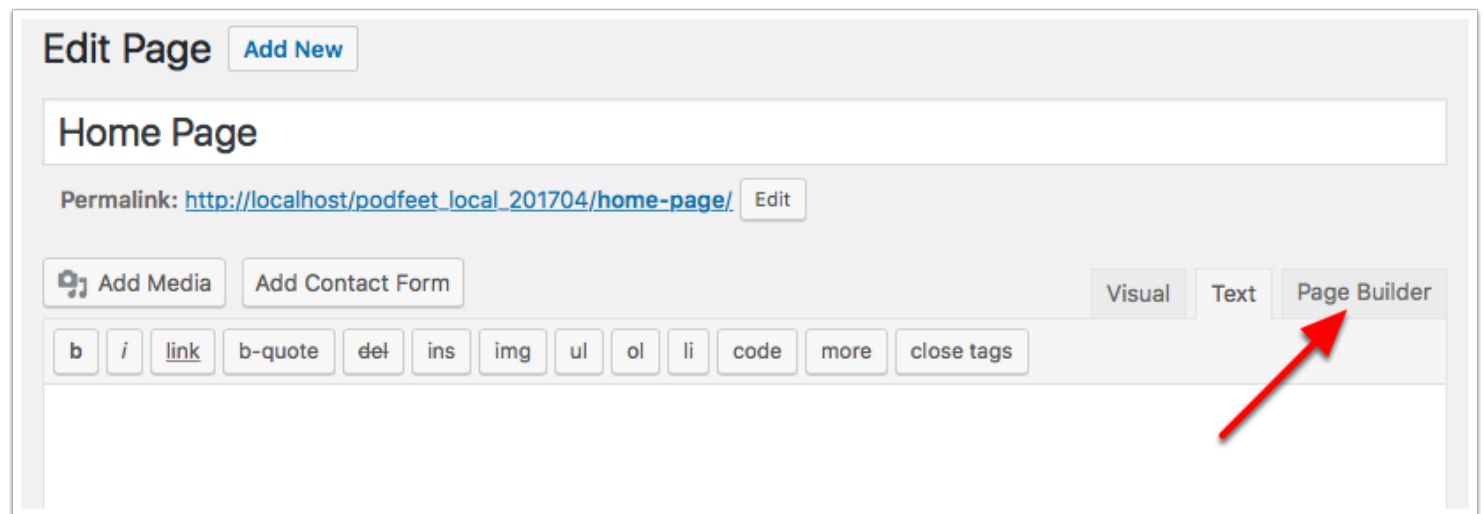
Put in wp-content/themes

Create a Home Page

Pages, new page, call it home page

Save **Draft** - do not publish!

Edit Home Page





Select Layouts

Import Layout

Select JSON file, Insert at the bottom, replace current, yes

Don't look at it, it's a train wreck. Luckily it's not published yet, still draft.

Oddly it says Missing Widget for Hero and Headline. Is this because the images aren't there?
NO!



MOVE THIS STEP - ISN'T VISIBLE HERE Turn off Home Page Title

Published on: Apr 11, 2017 @ 11:10

[Edit](#)

[Move to Trash](#) [Update](#)

Categories

All Categories [Most Used](#)

- ☐ accessibility
- ☐ Blog Posts
- ☐ Chit Chat Across the Pond
- ☐ CCATP Lite
- ☐ Taming the Terminal
- ☐ Dumb Question Corner
- ☐ Gadget Review
- ☐ Interview

[+ Add New Category](#)

Page settings

Page Layout

Default

Menu Position

Default

Page Title

☐ display

Display the page title on this page.

Revisions

- podfeet, 6 mins ago (April 12, 2017 @ 14:00:10)
- podfeet, 6 mins ago (April 12, 2017 @ 13:59:49)
- podfeet, 1 day ago (April 11, 2017 @ 11:33:56)
- podfeet, 1 day ago (April 11, 2017 @ 11:11:32) [Autosave]
- podfeet, 1 day ago (April 11, 2017 @ 07:05:47)
- podfeet, 1 day ago (April 11, 2017 @ 07:03:56)
- podfeet, 1 day ago (April 11, 2017 @ 07:01:41)
- podfeet, 1 day ago (April 11, 2017 @ 06:59:55)

Convert categories to tags

Install plugin: Categories to Tags Converter (by wordpressdotorg)

Activate

Install plugin: Enable Tags in WordPress Pages

Categories to Tags Converter

Convert existing categories to tags or tags to categories, selectively.

By [wordpressdotorg](#)

★ ★ ★ ★ ☆ (11)

60,000+ Active Installs

Active

[More Details](#)

Last Updated: 2 years ago

Untested with your version of WordPress



Convert categories to tags

Dashboard

Jetpack

Posts

Media

Links

Pages

Comments

Feedback

Appearance

Plugins

Users

Tools1

Available Tools

Import2

Export

pTypeConverter

Backup Manager

Import

If you have posts or comments in another system, WordPress can import those into this site. To get started, click on the import tool you want to use.

Blogger Install Now Details	Import posts, comments, and users from a Blogger blog.
Blogroll Install Now Details	Import links in OPML format.
Categories and Tags Converter Install Now Details 3	Convert existing categories to tags or tags to categories, selectively.
LiveJournal Install Now Details	Import posts from LiveJournal using their API.
Movable Type and TypePad Install Now Details	Import posts and comments from a Movable Type or TypePad blog.
Podcast from LibSyn Run Importer	Import episodes from a LibSyn podcast feed.
Podcast from PodBean Run Importer	Import episodes from a PodBean podcast feed.

Run Importer

Categories and Tags Converter

[Run Importer](#) [Details](#)



Import « NosillaCast — WordPress

Keep as categories: blog posts, each podcast name - CCATP, CCATP Lite, NosillaCast, TTT, Programming By Stealth

Convert to tags: each of the tutorial categories

For future use: change Security Lite to a tag



Dashboard

Posts

Media

Links

Pages

Comments

Appearance

Plugins 3

Users

Tools 1

Available Tools

Import 2

Export

Settings

CSS & Javascript Toolbox

Collapse menu

Convert Categories (26) to Tags.

Hey there. Here you can selectively convert existing categories to tags. To get started, check the categories you want to convert.

Keep in mind that if you convert a category with child categories, the children become top-level orphans.

Check All

☐ accessibility (12) *

☐ Blog Posts (481)

☐ Dumb Question Corner (2) *

☐ Gadget Review (28)

☐ Interview (114) *

☐ NosillaCast (63) *

☐ Podcasting on Podcasting (13)

☐ Podcasts (718)

☐ Chit Chat Across the Pond (57) *

☐ CCATP Lite (33)

☐ Programming by Stealth (0) *

☐ Security Bits (0) *

☐ Taming the Terminal (31) *

☐ NosillaCast (0)

☐ Poll (0)

☐ Programming by Stealth (26) *

☐ Security Lite (8)

☐ Tips (5)

☒ Tutorials (15) *

☒ Recording Tutorials (0)

☒ Mac Tutorials (2)

☒ Networking Tutorials (0) 3

☒ Security Tutorials (1)

☒ iOS Tutorials (0)

☐ Videos (138)

☐ Screencasts (5) *

* This category is also a tag. Converting it will add that tag to all posts that are currently in the category.

Convert Categories to Tags 4

Run Importer

Categories and Tags Converter

[Run Importer](#) [Details](#)



Modifications to Home Page Builder

Upload images used on home page

Put them in the child theme directory

inside a directory called Images

This means if I ever move to a new host, the files will be in their correct locations

QUESTION - Bart said to add them using the Media browser, but maybe this is different

Images & links on home page

Change urls that point to categories, Change links to images as buttons

Hero frames

- Blog Posts <http://podfeet.com/beta2/category/blog-posts>
- Podcasts: #podcasts (maybe ok)
- Tutorials: #tutorials (maybe ok)
- Support the Show: #support-the-show
- Join the Conversation: #join-the-conversation

Hero Frames background Image: slice1.jpg <https://www.podfeet.com/beta2/wp-content/uploads/2016/09/slice1.jpg>

Layout Builder (3rd row) - change /beta2/ to /podfeet_local_201704/ On real site, change to /blog/, ADD ALT TEXT, don't check open in new window

- Nosillacast: square_skyline_2017 /beta2/category/nosillacast/ <-- site redesign graphics
- CCATP: chitchatpond_v7_300px /beta2/category/ccatp <-- site redesign graphics
- CCATP lite: chitchatpond_v8_lite_300px /beta2/category/ccatp-lite <-- site redesign graphics
- PBS: PBS_Logo.png /beta2/category/programming-by-stealth <-- site redesign graphics
- TTT: TTT_logo_200px.png. /beta2/category/ttt <-- site redesign graphics

Site Origin (4 boxes, 5th row)

- iOS (phone in left hand): /beta2/tag/iso-tutorials <-- site redesign graphics
- Mac (bunch of macs on a desk): /beta2/tag/mac-tutorials <-- site redesign graphics
- Networking (router) networking tutorials_680_wide.png /beta2/tag/networking-tutorials <-- site redesign graphics
- All (password playdate) e838b... /beta2/tag/tutorials/ <-- site redesign graphics

Support the show and Join the Conversation: - ALT TEXT & Open in new window



- Patreon, Amazon, Paypal <-- site redesign graphics
- Record your own review should be an icon already there
- FB, G+, Twitter, Email <-- site redesign graphics
- NosillaCast Live <-- site redesign graphics

Modifications to Menus

Build Menu Structure

Dashboard

Posts

Media

Links

Pages

Comments

Appearance 1

Themes

Customize

Widgets

Menus 2

Background

About SiteOrigin North

Home Page

Custom CSS

Editor

Plugins

Users

Tools

Settings

Duplicator

CSS & Javascript Toolbox

Menu

[Manage with Live Preview](#)

[Edit Menu](#) [Manage Locations](#)

Select a menu to edit: **Menu across the top (Primary Menu)** [Select](#) or [create a new menu.](#) 3

Pages

Most Recent [View All](#) [Search](#)

- ☐ Home Page
- ☐ Home Page
- ☐ Podfeet Home
- ☐ Security Bits
- ☐ Chit Chat Across the Pond – Lite
- ☐ Chit Chat Across the Pond Lite
- ☐ Programming By Stealth
- ☐ Amazon Affiliate Links by Country

[Select All](#) [Add to Menu](#)

Posts

Custom Links

Categories

Format

Series

Menu Name [Save Menu](#)

Menu Structure

Drag each item into the order you prefer. Click the arrow on the right of the item to reveal additional configuration options.

- Subscribe to the Podcasts** Page ▼
- About** Page ▼
- Find Bart** Custom Link ▼
- Podfeet Press Signup** Page ▼

Menu Settings

Auto add pages ☐ Automatically add new top-level pages to this menu

Display location ☒ Primary Menu

[Delete Menu](#) [Save Menu](#)



Create a new menu

Menus [Manage with Live Preview](#)

[Edit Menu](#) [Manage Locations](#)

Select a menu to edit: — Select — [Select](#) or [create a new menu.](#)

Pages

[Most Recent](#) [View All](#) [Search](#)

☐ Home Page

Menu Name [Create Menu](#)

Give your menu a name, then click Create Menu.

Adding menu items

Select **Subscribe to the Podcasts**, and **About** in the **Pages** section and then click **Add to Menu**. Drag to this order.

Then click on **Custom Links**

Pages

[Most Recent](#) [View All](#) [Search](#)

[Select All](#) [Add to Menu](#)

Posts

Custom Links

Menu Name [Save Menu](#)

Menu Structure

Drag each item into the order you prefer. Click the arrow on the right of the item to reveal additional configuration options.

Subscribe to the Podcasts Page ▼

About Page ▼

Menu Settings

Auto add pages ☐ Automatically add new top-level pages to this menu

Display location ☐ WPTouch: Header Menu ☐ Primary Menu (Currently set to:)



Enter Find Bart Custom Link

Click Add to Menu

A screenshot of a web form titled "Custom Links" with a collapse arrow. It contains two input fields: "URL" with the value "http://bartbusschots" and "Link Text" with the value "Find Bart". Below the fields is a button labeled "Add to Menu".

Add target="_blank" to Title Attribute after adding to menu

A screenshot of a web form titled "Find Bart" with a "Custom Link" label and a collapse arrow. It contains three input fields: "URL" with the value "http://bartbusschots.ie", "Navigation Label" with the value "Find Bart", and "Title Attribute" with the value "target='_blank'".



Add Podfeet Press

Pages▲

Most Recent

View All

Search

☐Subscribe to the Podcasts

☐NosillaCast Live

☐Live Show Setup

☐Record Your Own Review

☒Podfeet Press Signup

☐Tutorials

☐How to Separate (or Combine)
2.4GHz and 5GHz Bands with

Select All

Add to Menu



Save Menu

Set to Display Location Primary Menu and hit Save

Menu Name

Menu across the top

2

Save Menu

Menu Structure

Drag each item into the order you prefer. Click the arrow on the right of the item to reveal additional configuration options.

Subscribe to the Podcasts

Page

About

Page

Find Bart

Custom Link

Podfeet Press Signup

Page

Menu Settings

Auto add pages

☐ Automatically add new top-level pages to this menu

Display location

☐ WPtouch: Header Menu

☒ Primary Menu (Currently set to:)

NOT AVAILABLE
IN OLD THEME?

1



Change name to podfeet podcasts

The screenshot shows the WordPress dashboard for 'Podfeet Podcasts'. The left sidebar contains a menu with 'Settings' highlighted (annotated with a red circle and the number 1). Under 'Settings', 'General' is selected (annotated with a red circle and the number 2). The main content area is titled 'General Settings' and contains several fields: 'Site Title' (value: 'Podfeet Podcasts', annotated with a red circle and the number 3), 'Tagline' (value: 'Technology Geek Podcasts with an EVER so Slight A'), 'WordPress Address (URL)' (value: 'https://www.podfeet.com/beta2'), 'Site Address (URL)' (value: 'https://www.podfeet.com/beta2'), 'Email Address' (value: 'Allison@podfeet.com'), and a 'Membership' section with an unchecked checkbox for 'Anyone can register'.

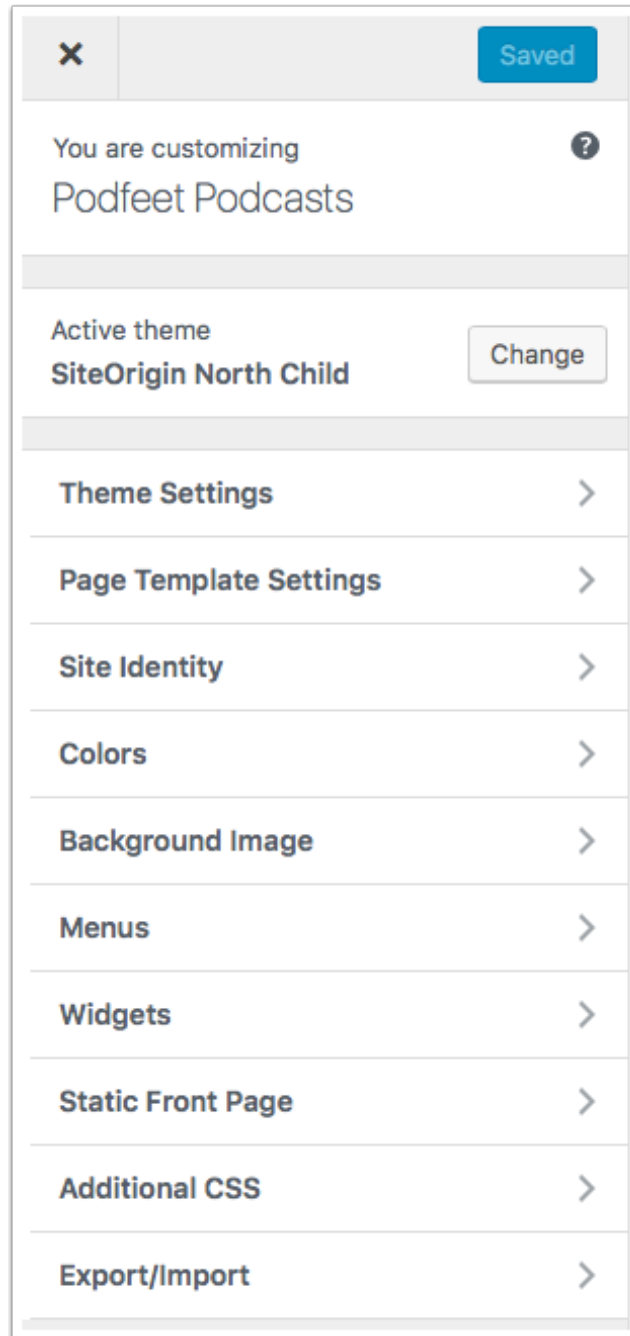
Install & Activate Customizer Export/Import

The image shows a WordPress plugin card for 'Customizer Export/Import'. It features a dark square icon with two white arrows pointing up and down. The text on the card includes the plugin name 'Customizer Export/Import', a description 'Easily export or import your WordPress customizer settings!', and the author 'By The Beaver Builder Team'. There is an 'Activate' button and a 'More Details' link. At the bottom, it shows a 5-star rating from 32 reviews, '40,000+ Active Installs', and 'Last Updated: 2 months ago'. A checkmark icon is followed by the text 'Compatible with your version of WordPress'.



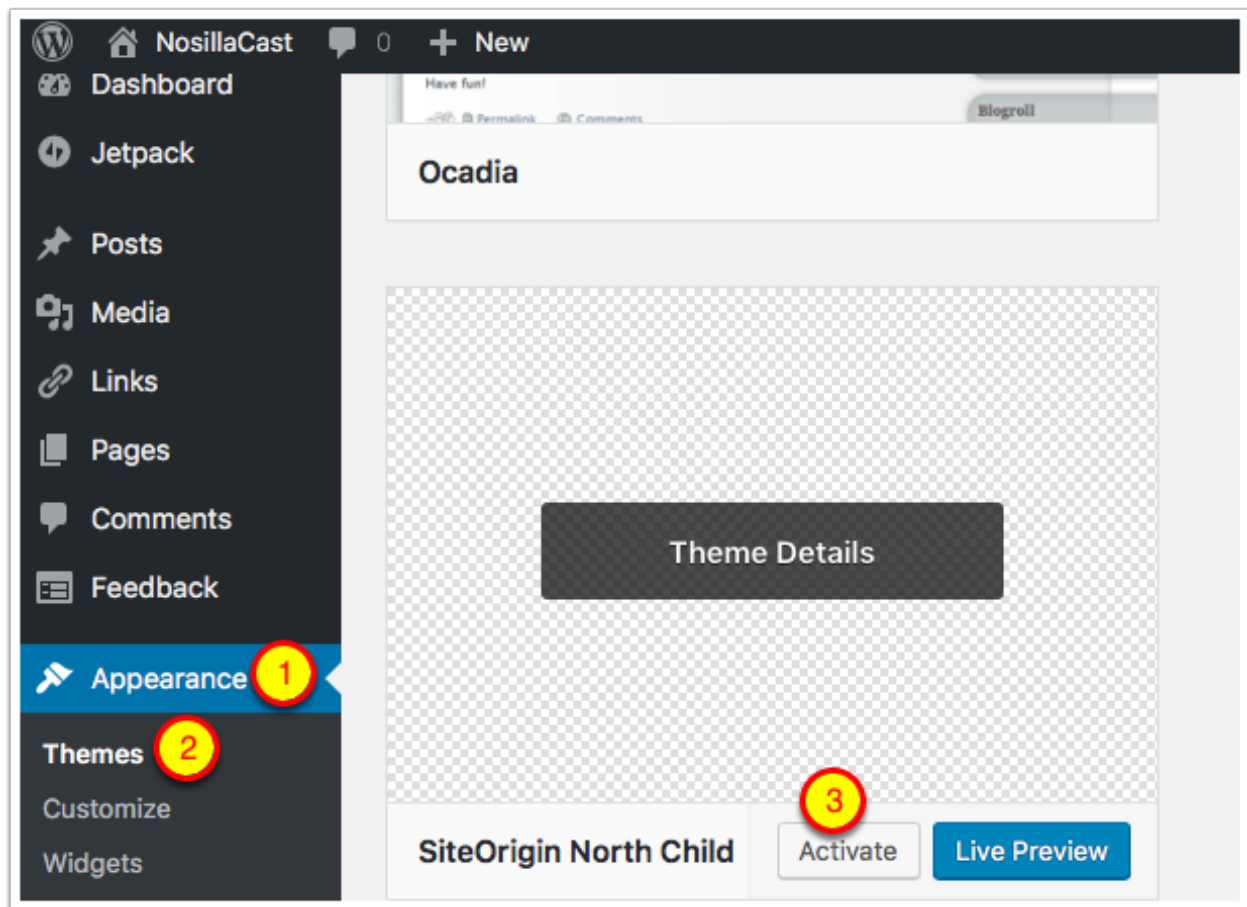
Now in WordPress Appearance, Customize you'll see import/export

Can't import though until you activate the new theme





Activate SiteOrigin North Child





Import Customizations

Import from site redesign graphics, z. theme stuff folder

File is called siteorigin-north-child-export.dat

Switch back to Atahualpa for the time being after import

Customizing
Export/Import

Export
Click the button below to export the customization settings for this theme.
Export

Import
Upload a file to import customization settings for this theme.
Choose File no file selected
☐ Download and import image files?
Import



Modifications to Widgets - Have to do after new theme

The new theme doesn't have left/right sidebars, it's got main sidebar and footer widgets

This is the old site. Delete EVERY widget

Left Sidebar▲

Text: Amazon Affiliate Link▼

Text help the show▼

Archives: Past Episodes▼

Custom Menu: Jump Directly To...▼


Right Sidebar▲

Text: Search podfeet.com▼

Text </br>▼

Prisna GWT▲

Title:

 Select Language ▼

[Delete](#) | [Close](#) Visibility Save

Text </br>▼

Text Live link▼

Text Patreon link▼

Left Inner Sidebar▲

Right Inner Sidebar▲



Add New Widgets

Main Sidebar

Categories

Title:

☒ Display as dropdown
☐ Show post counts
☐ Show hierarchy
[Delete](#) | [Close](#)
[Save](#)

Can't explain why this is there, it's not visible on beta2

Footer Widgets

Archives

Title:

☒ Display as dropdown
☐ Show post counts
[Delete](#) | [Close](#)
[Save](#)

Calendar: Look for Posts by Date

Title:

[Delete](#) | [Close](#)
[Save](#)

RSS: NosillaCast Mac Podcast

RSS: Chit Chat Across the Pond



Expanded footer widgets

Not super thrilled with these, decide if I like them.

RSS: NosillaCast Mac Podcast

Enter the RSS feed URL here:

Give the feed a title (optional):

How many items would you like to display?

☐ Display item content?

☐ Display item author if available?

☐ Display item date?

[Delete](#) | [Close](#)

RSS: Chit Chat Across the Pond

Enter the RSS feed URL here:

Give the feed a title (optional):

How many items would you like to display?

☐ Display item content?

☐ Display item author if available?

☐ Display item date?

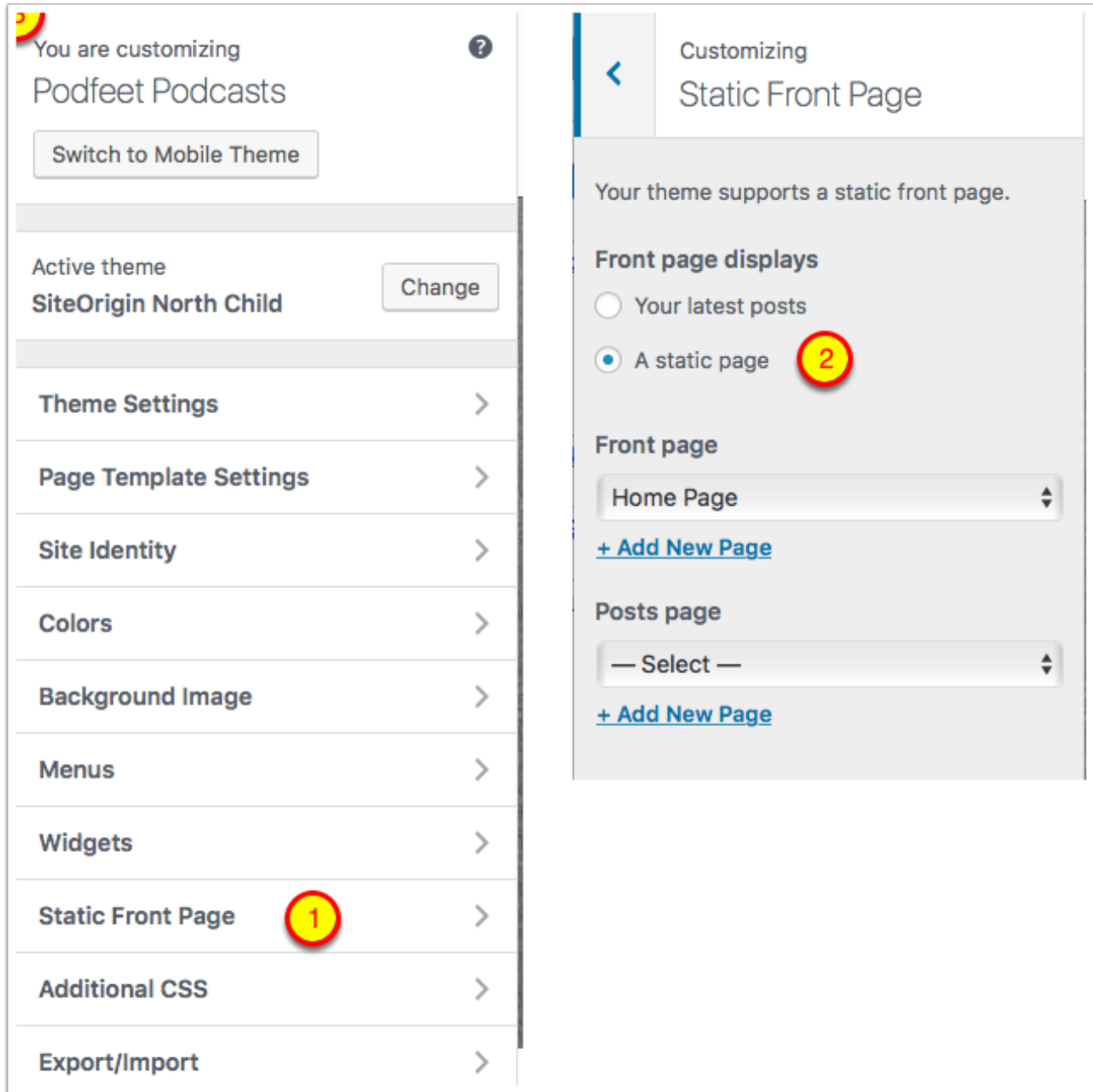
[Delete](#) | [Close](#)



Turn on Home Page

WordPress, using Settings, Reading Settings, A Static Page

Or do it via Customize, Static Front Page:



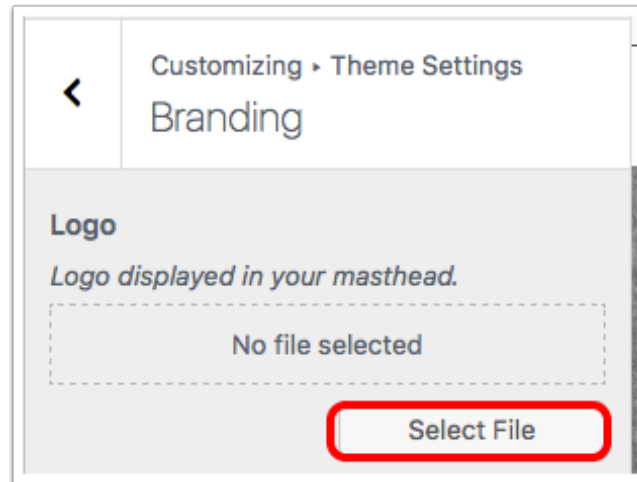
Activate SiteOrigin Child Theme

Add Podfeet Logo

Theme Settings/Branding - select file



100px square podfeet transparent



Later

Change TextExpander snippet

Hi this is Allison Sheridan of the NosillaCast Mac Podcast, hosted at Podfeet.com, a technology geek podcast with an EVER so slight **Apple** bias. Today is Thursday April 13, 2017 and this is show number .

Update Feeder

add new logo, see if Podfeet Podcasts needs to be in there?

Remove unused plugins

WPtouch Mobile

maybe:

wp-dTree

Remove unwanted themes

figure out which one the REAL atahualpa is and get rid of the rest